

Security Buyers Survey Results Summary

The Survey:

1. The security industry will move to some form of "lighter" or "smarter" regulation. Given this is so, would you prefer the security industry to remain regulated, or revert to being unregulated?		Response Percent	Response Total
1	Remain a regulated industry.	98.7%	221
2	Revert to being unregulated.	1.3%	3
Key Analysis		Statistics based on 224 respondent(s). 0 skipped.	
Mean:	1.013	Standard Deviation:	0.115
Variance:	0.013	Standard Error:	0.008
Confidence Interval @ 95%:	[0.998 - 1.028] n = 224	Satisfaction Rate:	1.34





2. Do you think that in the future the new format of regulation should licence security personnel as individuals, security companies as corporate entities or both?		Response Percent	Response Total
1	Licence security personnel as individuals.	10.7%	24
2	Licence security companies as corporate entities.	8.5%	19
3	Both	80.8%	181
Key Analysis		Statistics based on 224 respondent(s). 0 skipped.	
Mean:	2.701	Standard Deviation:	0.651
Variance:	0.424	Standard Error:	0.044
Confidence Interval @ 95%:	[2.616 - 2.786] n = 224	Satisfaction Rate:	85.04



3. Would you be in favour of the abolition of the Security Industry Authority, with the delegation of its role passing to a self-regulating security industry?		Response Percent	Response Total
1	Not in favour.	65.2%	146
2	In favour.	4.5%	10
3	In favour only if there was government oversight of the self-regulation.	30.4%	68
Key Analysis		Statistics based on 224 respondent(s). 0 skipped.	
Mean:	1.652	Standard Deviation:	0.913
Variance:	0.834	Standard Error:	0.061
Confidence Interval @ 95%:	[1.532 - 1.771] n = 224	Satisfaction Rate:	32.59



4. If the new form of regulation were to see the setting up of some form of company registration scheme, would you be happy with the concept that security businesses once registered/licensed would be able to licence their own staff?			Response Percent	Response Total
1	Yes.		34.8%	78
2	No.		65.2%	146
Key Analysis Statistics based on 224 respondent(s). 0 skipped.				
Mean:	1.652	Standard Deviation:	0.476	
Variance:	0.227	Standard Error:	0.032	
Confidence Interval @ 95%:	[1.589 - 1.714] 224	n =	Satisfaction Rate:	65.18

5. It has been suggested that those security companies who are Security Industry Authority Approved Contractors should be allowed to self-regulate, and a slimmed down SIA would then regulate only those security businesses who were not ACS accredited. Would you support this?			Response Percent	Response Total
1	Yes.		4.9%	11
2	No.		44.2%	99
3	Yes, but only if it were underpinned by a strict audit process and spot checks.		50.9%	114
Key Analysis Statistics based on 224 respondent(s). 0 skipped.				
Mean:	2.46	Standard Deviation:	0.589	
Variance:	0.347	Standard Error:	0.039	
Confidence Interval @ 95%:	[2.383 - 2.537] 224	n =	Satisfaction Rate:	72.99

6. If the security industry were allowed some degree of self-regulation as part of a wider smart-regulation regime, which of the following would you be happy to see the industry allowed responsibility for (select as many as you wish)?			Response Percent	Response Total
Setting training standards.			58%	130
Licensing security personnel.			36.6%	82
Accreditation of assessing bodies.			31.2%	70
Creation and revision of British Standards.			37.9%	85
None.			28.6%	64
Statistics based on 224 respondent(s) 0 skipped.				

7. Smart regulation going forward creates an opportunity to reconsider the nature of regulation in England & Wales, Scotland and Northern Ireland. Which of the statements below most closely matches your opinion?		Response Percent	Response Total
1	Regulate all four countries in the same way.		82.1% 184
2	Regulate England & Wales as one, and Scotland and Northern Ireland separately.		6.2% 14
3	Regulate England, Wales and Scotland as one, and Northern Ireland separately.		4.9% 11
4	Regulate all four countries separately.		6.7% 15
Key Analysis Statistics based on 224 respondent(s). 0 skipped.			
Mean:	1.362	Standard Deviation:	0.855
Variance:	0.731	Standard Error:	0.057
Confidence Interval @ 95%:	[1.25 - 1.474] n = 224	Satisfaction Rate:	12.05

8. At present the Security Industry Authority is self-funding largely through the licence fee. In the future do you think that the security industry should continue to fund the regulator, or do you think the regulator should be funded by central government?		Response Percent	Response Total
1	The regulator should be funded by the security industry it regulates.		66.1% 148
2	The regulator should be funded by the government.		33.9% 76
Key Analysis Statistics based on 224 respondent(s). 0 skipped.			
Mean:	1.339	Standard Deviation:	0.473
Variance:	0.224	Standard Error:	0.032
Confidence Interval @ 95%:	[1.277 - 1.401] n = 224	Satisfaction Rate:	33.93

9. Did you know that in-house security personnel ie those who are directly employed by the user of the service do not have to be licensed, and are not subject to criminality checks or any of the provisions of the Private Security Industry Act 2001?		Response Percent	Response Total
1	Yes.		69.6% 156
2	No.		30.4% 68
Key Analysis Statistics based on 224 respondent(s). 0 skipped.			
Mean:	1.304	Standard Deviation:	0.46
Variance:	0.211	Standard Error:	0.031
Confidence Interval @ 95%:	[1.243 - 1.364] n = 224	Satisfaction Rate:	30.36

10. As the regulation of the security industry is about to change, do you think that now is the time to extend security officer licensing to include the in-house sector?			Response Percent	Response Total
1	Yes.		89.7%	201
2	No.		10.3%	23
Key Analysis Statistics based on 224 respondent(s). 0 skipped.				
Mean:	1.103	Standard Deviation:	0.304	
Variance:	0.092	Standard Error:	0.02	
Confidence Interval @ 95%:	[1.063 - 1.142] 224	n =	Satisfaction Rate:	10.27

11. If you were to consider this from your point of view as a member of the public, would you feel more or less confident in the abilities of the licensed security officer if you knew that they had not been licensed by a government body?			Response Percent	Response Total
1	More confident in them.		20.1%	45
2	Less confident in them.		55.8%	125
3	No difference.		24.1%	54
Key Analysis Statistics based on 224 respondent(s). 0 skipped.				
Mean:	2.04	Standard Deviation:	0.664	
Variance:	0.44	Standard Error:	0.044	
Confidence Interval @ 95%:	[1.953 - 2.127] 224	n =	Satisfaction Rate:	52.01

12. Finally, please could you tell us in what sector you work, so we can see if there is any commonality between the opinions you have expressed and those of other people in the same sector.			Response Percent	Response Total
1	Central Government.		3.6%	8
2	Education.		7.6%	17
3	Defence and Police.		2.7%	6
4	Finance.		6.7%	15
5	Health.		4.9%	11
6	Local Government.		12.1%	27
7	Manufacturing.		3.6%	8
8	Retail.		2.7%	6
9	Sport and Leisure		2.7%	6
10	Support Services, inc FM & Logistics.		26.3%	59
11	Third Sector.		4%	9
12	Other.		23.2%	52

Key Analysis Statistics based on **224** respondent(s). **0** skipped.

Mean:	8.071	Standard Deviation:	3.512
Variance:	12.334	Standard Error:	0.235
Confidence Interval @ 95%:	[7.612 - 8.531]	n =	224
		Satisfaction Rate:	64.29